



LITTLE FLOWER CHILDREN SCHOOL-BALLIA



Affiliated to CBSE New Delhi [10+2]



The time to cheer aloud,
The time when you can play,
On the beach with your loved ones,
And do what your heart say,
There is no one to see here,
There is nothing as such to see,

Only the sunlight passing the home,
And clear blue sky as can be,
Summers are finally here,
So have a good summer time,
As it's the most amazing time
Happy Summer Time.

Session:2024-25

CLASS-I

Passport Size
Paste Photo

Students Name _____

Roll No: _____

Section: _____

Holiday Homework

NOTICE

NOTICE NO: Ifcs/May/09/2024

Date:18/05/2024

Dear Parents,

Vacation is an excellent time to learn new skills It is a welcome break for the children to enjoy and explore things in their own way. Just the right time to let the children do some creative work.

Here are some interesting and fun-filled assignments for the children to learn and keep them occupied during the holidays. These assignments have been designed to ensure that the children enjoy and learn at same time, we would appreciate if the children do the assignments on their own. Help and guidance may be given wherever required. Let's work together towards the betterment of the students. **Exciting Prizes will be provided to the best five Holiday Assignments.**

Happy Holidays

General Instructions that are to be followed:

1. This is to notify that the school announce Summer Vacation 2024 from 20th May 2024 to 30 June 2024. The classes will resume on 1 July 2024, Monday. as usual.
2. Summer Vacation Home Assignment is available at our website [Website:www.ifcsballia.co.in](http://www.ifcsballia.co.in)
3. Office will remain open from 8:00 am to 1:00 pm during summer vacation.
4. The Holiday Home work is to be done neatly with relevance to the question asked and to be submitted to the subject teacher at the time of reopening of the school i.e. 1 July 2024.
5. Mock test Result Distribution will be held on 24-05-2024,timing 9 am to 12 pm. Scholarship will be awarded to the Toppers of AISSE exam 2024 on 24th May 2024, Friday at 11 am.
6. Download the holiday homework pages and complete the task.
7. Handwriting should be neat and legible.
8. All the subject holiday homework should be done in Holiday home work copy / given worksheet.
9. The holiday homework would be graded.
10. The work should be original and not copied from internet.
- 11.The assignments should be submitted to the respective subject teachers. Surprise recapitulation will be done by the teachers in the month of July.
12. Encourage your ward to do the assigned holiday homework independently.

Summer Tips to be followed:


1. A healthy mind resides in a healthy body"- Pay attention to your health, go for morning and evening walks, drink lots of water, avoid the consumption of junk food, eat healthy and stay healthy.
2. Open your mind for reading newspapers, novels, blogs and stories that will help you in increasing your vocabulary.
3. Indulge yourself into activities like cooking, singing, dancing, aerobics, cycling, trekking, swimming, art and craft, river rafting and gardening. And share your experience with your family and friends.
4. Spend quality time with your grandparents and parents, talk to them regarding their experience of school.

Thanks & Regards
LFCS BALLIA

EXPLORE NATURE

Let's explore nature by accompanying our grandparents/ parents to a morning/ evening walk and observe various animals, birds and plants.

- On the walk, collect dry leaves of varied shapes and be creative with them.
- Make a small nest with dry twigs, branches etc.
- Listen to the various sounds and chirping of birds and try to recognize them.



FAMILY BONDING TIME

Spend quality time with your family and help them to:

- Lay the table.
- Assist in kitchen.
- Learn 2 new indoor games.
- Use 3 magical words - Thank You, Please, Sorry.



VISIT TO A VILLAGE

Let's visit a village nearby and know about the roots of our countryside:

- Find out the crops that are grown.
- Sources of water used for cultivation.
- Make one related drawing on A4 sheet.



activity TIME

- **MAGIC COASTER**

Let's make a coaster with hand printing and get it laminated (size: 4"x4")



- **BIRD FEEDER**

To inculcate the habit of helping the birds around us, let's make a bird feeder with a waste water bottle.



- **FINGER PUPPETS**

It's time to be creative, have fun and to tell a story with self designed finger puppets.

- **ROCK PAINTING**

Let's collect small pebbles/ stones and paint them to give a vibrant look.



- **ADOPT A PLANT**

As we are growing up, so it's time to take up a responsibility. Let's adopt and take care of a plant and take it's before and after picture.



- **MAKE BOOKMARKS**

Let's read atleast two story books and make two bookmarks for them.

Note: Holiday homework should be done in separate notebook.

Subject	Assignment
English	<ul style="list-style-type: none">➤ Learn poem “My Busy Day”➤ Read one lesson from the reader book every day.➤ Learn noun with example.
Hindi	<ul style="list-style-type: none">➤ दो बार वर्णमाला लिखिए ➤ अमरत्व से पाठ 1 व पाठ 2 को पढ़कर कठिन शब्द लिखिए
Maths	<ul style="list-style-type: none">➤ Practice backward counting from 100 to 1 on every Tuesday.➤ Do the given worksheet & paste it in holiday homework notebook.➤ Learn table 2 to 13 and learn number names 1 to 15.
E.V.S.	<ul style="list-style-type: none">➤ Read a chapter from your evs book on Monday.➤ Learn the new words of the chapter taught.
G.K.	<ul style="list-style-type: none">➤ Learn the names of the months.➤ Learn myself.
Drawing	<ul style="list-style-type: none">➤ Colour the picture page. No. 10 , 11 and 12.

स्वर/ व्यंजन

चित्र देखकर सही वर्ण पर गोला बनाओ/ खाली स्थान में लिखो -



आ अं अ



ऊ उ आ



अ अं आ



ऊ उ ल



अ आ ओ



ओ आ अ




आ ई इ

1

इ ए ऐ



3. चित्र देखकर खाली स्थान भरें।



कहानी, पेड़, हरियाली, बच्चे, बगीचे

1. यह _____ का चित्र है।
2. बगीचे में _____ खेल रहे हैं।
3. दो बच्चे _____ पर बैठे हैं।
4. माँ रीना को _____ सुना रही है।
5. बगीचे में _____ है।

1. स्वर और व्यंजन वर्ण वृक्ष चार्ट पेपर पर बनाइये अ



Reading and Writing

Read and rewrite the sentences.

That is a long snake.

A coconut tree is tall.

Tommy is my pet dog.

A fish swims in water.

The big ship can sail.

Articles

Add 'a' or 'an' before the words.

_____ rat

_____ apple

_____ doctor

_____ jug

_____ aeroplane

_____ axe

_____ mat

_____ bat

_____ engine

_____ paper

_____ fan

_____ umbrella

_____ computer

_____ car

_____ banana

_____ bun



Note: look at the picture and write 5 sentences.

- 1- _____
- 2- _____
- 3- _____
- 4- _____
- 5- _____

Opposite Words

Read and match the opposite words.

hot

high

big

strong

up

win

empty

beautiful

right

start

ugly

finish

lose

left

low

cold

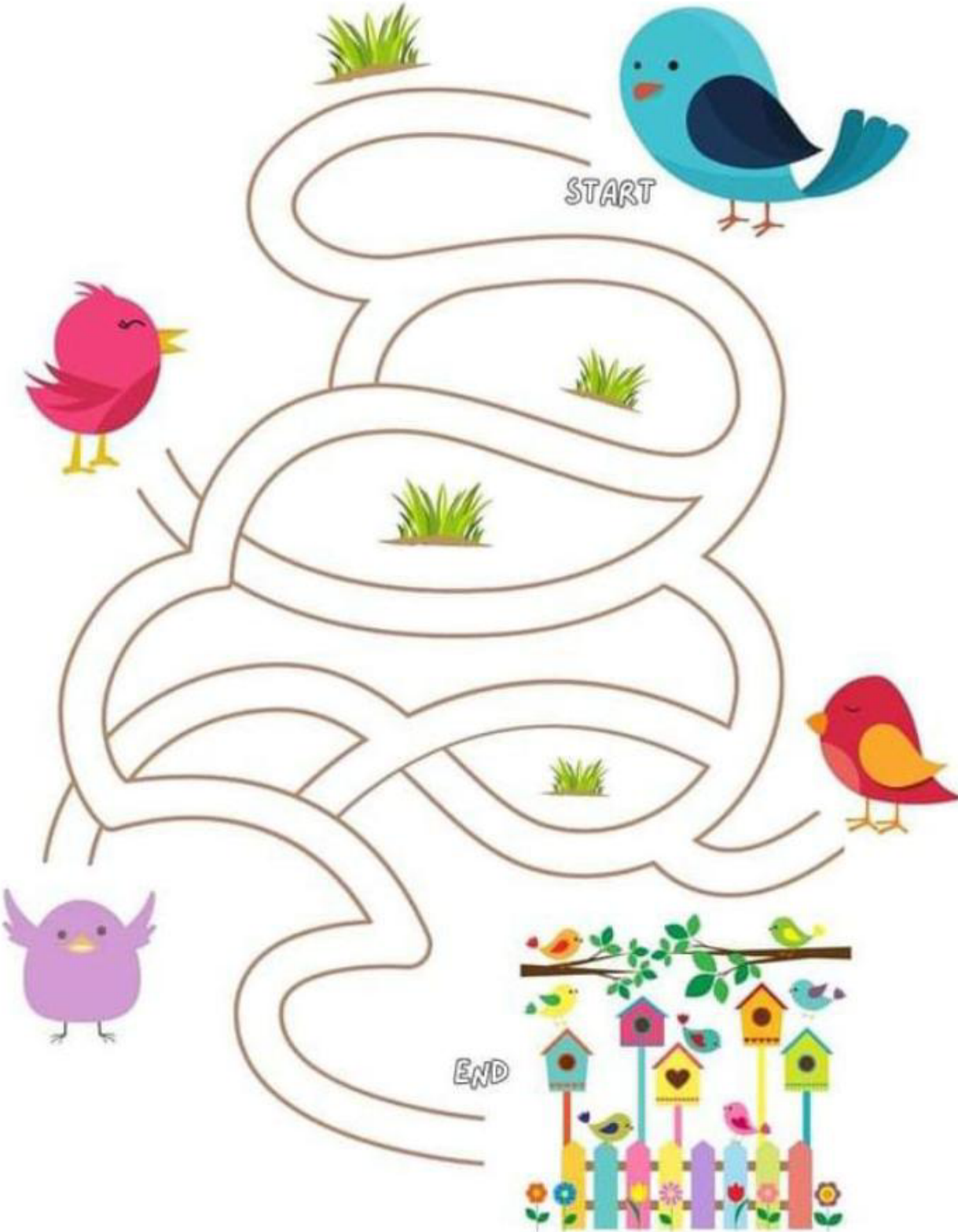
small

full

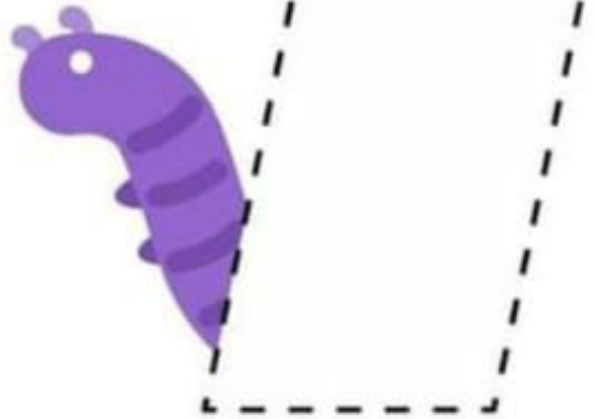
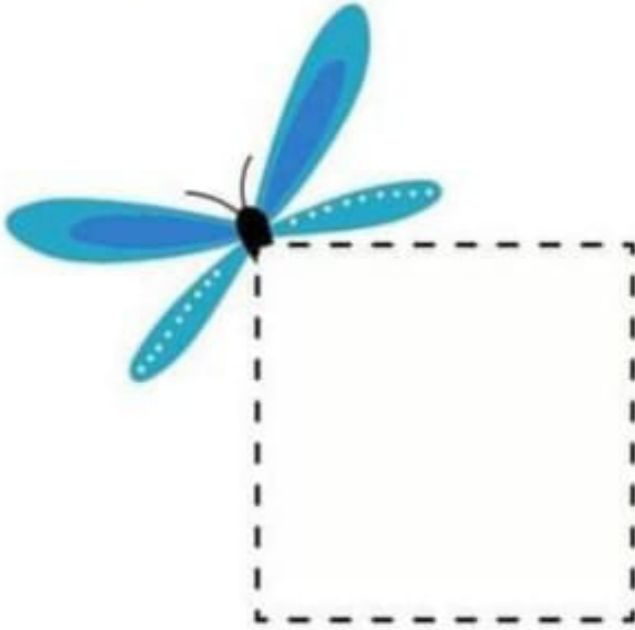


weak

down

1. Help the bird find its way home.

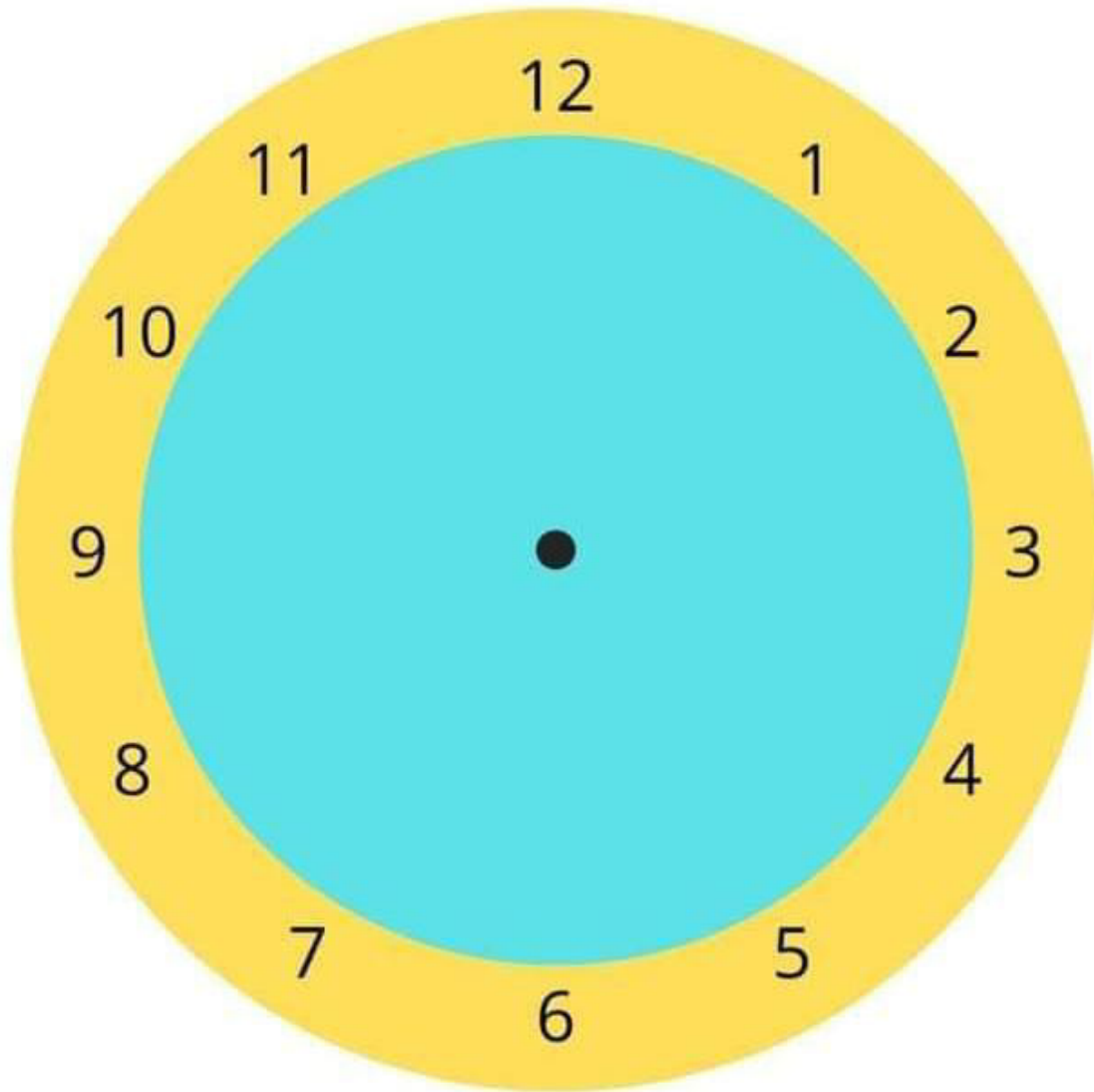


1. Trace the shapes cut and paste the colourful page to the correct shape.



Make your own clock

Instructions: Print on cardboard. Cut out the clock below, and fix the clock hands with a paper fastener.



Minute hand



Hour hand

MATHEMATICS

1. Draw in the boxes to continue each pattern.



2. Count/ draw circles, read / write numbers and find the sums.

 $+$  $+$ $=$

 $+$  $+$ $=$

$+$ $4 + 2 =$

 $+$  $+$ $=$

$+$ $3 + 5 =$

$+$ $1 + 6 =$

Match the column:

Eat



eye

Feel



leg

Smell



tongue

Walk



ear

Write



teeth

See



nose

Taste



skin

Chew



hand

Run



mouth

Hear



foot

TOPIC: MY FAMILY

Label the family members

Help Box:

grand mother, sister, father, mother,
brother, grand father



This is me

This is my _____.

This is my _____.

This is my _____.



This is my _____.

This is my _____.

This is my _____.



Let me introduce myself

1. Hi, my name is _____.
2. I am ____ years old.
3. My birthday is on _____.
4. I am from _____.(country)
5. I live in _____.(city)
6. There are ____ people in my family.
7. They are _____.
8. My father is a/an _____.
9. My mother is a/an _____.
10. I am a student at _____.
11. My favorite subject is _____.
12. My favorite sport is _____.
13. I want to become a _____.
14. My hobby is _____.
15. My favorite food is _____.
16. My favorite drink is _____.
17. My favorite day of the week is _____.
18. I like _____ movies.
19. My favorite month is _____.
20. The most beautiful place in my country is _____.



Identify the types of houses :

Help Box (drag and drop the correct answer)

Tree House

Igloo

Tepee

Caravan

House Boat



Write the first letter of the given food item



_____upcake

c

e

h

_____onutt

d

b

t



_____otdog

h

g

r

_____urger


p

b

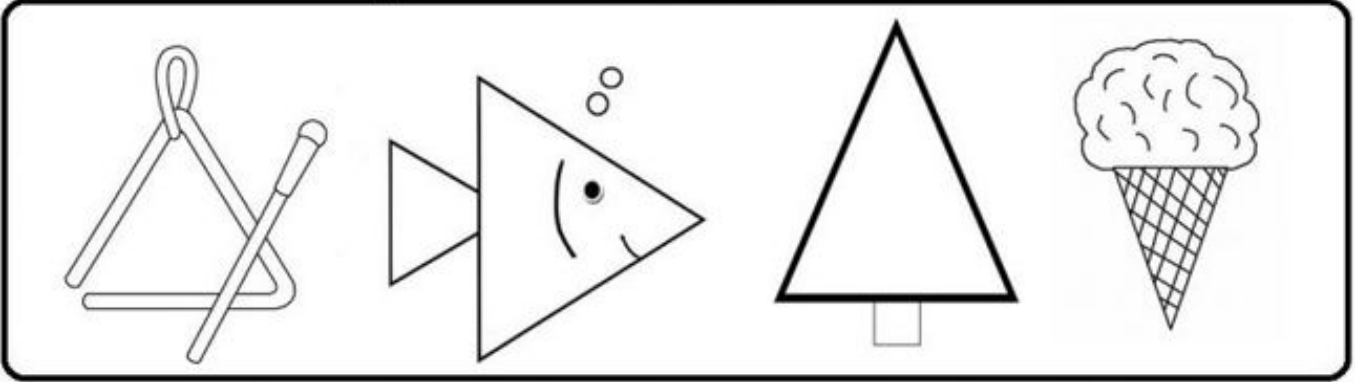
d



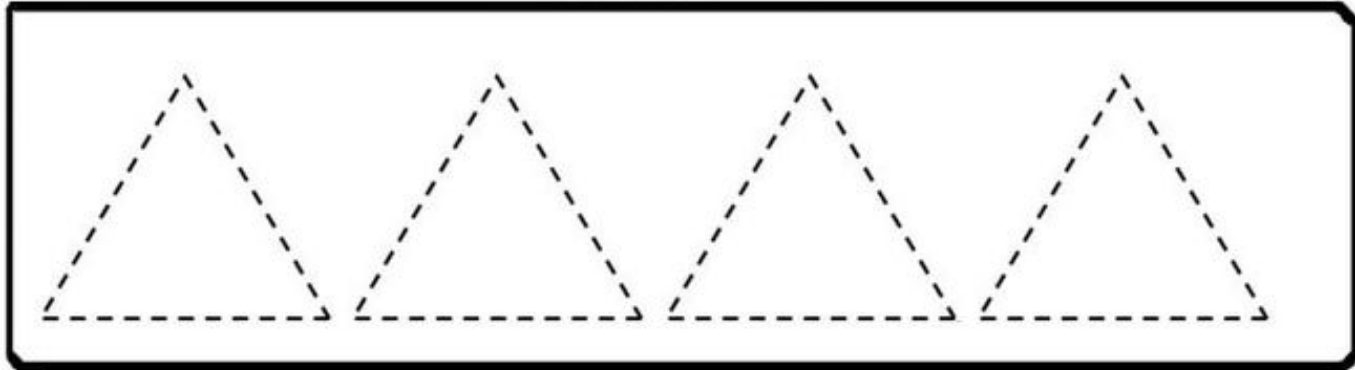
TRIANGLE




Color.



Trace.



Connect.



Computer : A Machine

Tick (✓) the correct answer.

1. Computer is a _____.

(a) machine (b) furniture (c) animal

2. Computer works very _____.

(a) slow (b) fast (c) very slow

3. Machines _____ our time.

(a) waste (b) save (c) none of these

4. Which of the following is a machine used to keep things cool?

(a)  (b)  (c) 

5. Which of the following is a computer?








(a)  (b)  (c) 

6. Which of the following machine is found inside the house?

(a)  (b)  (c) 

Class-1 Computer Holiday Homework

1. Look at the pictures carefully and select the correct answers (Click on the correct answer)

		
<input type="checkbox"/> NATURAL <input type="checkbox"/> MACHINE	<input type="checkbox"/> NATURAL <input type="checkbox"/> MACHINE	<input type="checkbox"/> NATURAL <input type="checkbox"/> MACHINE
		
<input type="checkbox"/> NATURAL <input type="checkbox"/> MACHINE	<input type="checkbox"/> NATURAL <input type="checkbox"/> MACHINE	<input type="checkbox"/> NATURAL <input type="checkbox"/> MACHINE
		
<input type="checkbox"/> NATURAL <input type="checkbox"/> MACHINE	<input type="checkbox"/> NATURAL <input type="checkbox"/> MACHINE	<input type="checkbox"/> NATURAL <input type="checkbox"/> MACHINE

1. Draw and colour any 5 fruits and 5 vegetable on a chart paper.